

Duette® Shades  
Duette® Architella® Shades

# Duette® Shades



The world's most admired  
window coverings ———

*Luxaflex®*



# Beauty is in the details

Luxaflex® has been adding style and sophistication to New Zealand windows since the 1950s.

Our design heritage is founded on innovation for today and tomorrow while taking care to celebrate the beauty in the details. To us, form and function are synonymous. Consistently pushing the boundaries, we are proud to be the market-leaders in daylight regulation and solar heat control solutions.









# Duette® Shades

Duette® Shades are the premier brand of ‘honeycomb’ or ‘cellular’ shades. They’re made of two or more layers of pleated, reinforced fabrics bonded together and joined at the pleats to form compartments of trapped air. Durable, elegant and versatile, Duette® Shades provide the ultimate design with maximum functionality.

---

## Excellent insulation

Dubbed “the designer alternative to double glazing”, Duette® Shades cells form insulating air traps, while the fabric can reflect heat. The overall effect is to help keep a home warm in winter and cool in summer.

---

## Specialty shapes

Duette® Shades can be fitted to almost any shaped window, including semi-circles and bays. They can be mounted inside or outside frames, and horizontally on skylights. And with a small stack height, they are perfect for ranch sliders and unobstructed views.

---

## Highly durable

They may look delicate, but Duette® Shades fabrics are made from a very hard-wearing material called spun-bonded polyester. The cords, rails and internal mechanisms are precisely engineered to exquisite finishes.

---



---

### **Naturally dust repellent**

Duette® Shades are made from anti-static, dust-resistant fabric that repels dirt and dust. This not only means that cleaning is easy, but you can also breathe easy with Duette® Shades.

---

### **Simple & beautiful**

Duette® Shades are aesthetically pleasing. Their linear shape looks crisp and clean; the honeycomb profile creates interesting shapes with tones of highlight and shade on the blinds themselves.

---



# Duette® Architella® Shades

The concept of Honeycomb Cellular Construction is taken to the ultimate with Duette® Architella® Shades; three internal air pockets for high-performance window insulation. When Duette® Architella® Shades go up, power bills come down.

---

## Energy efficiency

A fully recessed, reveal-mounted Duette® Architella® Shades can increase the R-value of a 3mm single glazed window from 0.13 to 0.78, reducing heat transfer by 83%. Independent modelling has shown that this, in turn, can reduce an average home's heating costs by up to 43.3%.\*

---

## Configuration

As well as the standard Up/Down configuration, you can choose Top-Down/Bottom-Up shades or Day-Night shades that incorporate a Sheer for the day and Blockout for the night.

---

## Sound control

Because of their cellular construction, Duette® Architella® Shades help reduce the transmission of noise by breaking up internal sound waves, therefore reducing the amount of sound reflection internally, resulting in a lower noise floor, improving the noise quality in the environment.

---

## Beautiful fabrics

Duette® Architella® Shades have an exclusive range of Blockout and Translucent fabrics. These fabrics are highly regarded by interior designers, for both residential and commercial applications.

---

\*Savings are based on the installation of fully-recessed, reveal-mounted Duette® Architella® Shade with 20mm Panache Blockout fabric in an average home in Sydney, compared with the House Energy Rating standard of Holland Blinds from AccuRate, in that home. These calculations have been modelled by an independent third party. Savings will vary based on the window type and installation








# The details


## Fabric Options

With a focus on beauty and durability, the Luxaflex® Duette® Fabric collection is designed to offer a variety of fabrics to coordinate with today's interiors. We maintain an extensive collection, continually revising and launching new ranges to meet the needs of today's interiors. Available in an assortment of colours, textures, sizes and opacities, you have the freedom to find something that works hard to elevate your space.



### Blockout

These are fabrics that won't let any light through. Ideal for media rooms or bedrooms; paired with Duette® Shades minimal light gap these excel anywhere people choose darkness.



### Sheer

Sheer is a very see-through fabric, like net curtains. It blocks very little light but does 'soften' and colour the view outside.



### Translucent

These fabrics aren't see-through but do let light in while protecting your furnishings from damaging UV. Enjoy the light while maintaining your privacy.

## Configurations



### Bottom-Up

Features traditional operation where the bottom rail is raised to open the shades and lowered to close the shade.



### Top-Down

Top-Down allows the shade to cover the lower part of the window whilst allowing light and view from the top. A great option for privacy.



### Day-Night

Teams two separate fabric panels in one clever and seamless design, offering the ultimate day and night light and privacy control all in one headrail system.



### Top-Down / Bottom-Up

Provides complete versatility allowing the shades to be open from the top, from the bottom, or even somewhere in between for the perfect balance of light and privacy.

## Operating Systems




### UltraGlide®

UltraGlide® features a click and walk away system using a retractable wand mechanism to raise and lower shades. With no cords, this is a perfect child -safe option.



### LiteRise

A completely cordless operating system along with added child and pet safety benefits. The stylish and sophisticated handle is slightly contoured and is comfortable in the hand, while the handle attachment creates an integrated high-end appearance. Two control handles are provided with wider width LiteRise.




### EasyRise

A simple and intuitive operating system featuring a continuous cord loop design. Perfect for large windows, simply pull down on the front of the continuous loop to raise your shade or pull down on the rear of the continuous loop to lower it.



### PowerView® Automation

An innovative wireless operating system that can automatically control and power Duette® Shades. Adding flexible scheduling functionality and operation via remote, smart device (app) and voice control (with third party integration), PowerView® unlocks greater convenience, energy efficiencies, security and child-safety from Duette® Shades. With three power options to pick from, including battery-powered via AA battery wand, long-life Lithium-Ion battery pack or simple plug-in DC transformer, Duette's are simple to operate and maintain.



### PowerView® SkyLift

Duette® SkyLift with PowerView® Automation is the ideal solution for large hard to reach windows. They combine the energy efficiency, insulation and light control benefits of honeycomb shades, with the added convenience of smart technology. Compatible with 20mm fabrics only. Not suitable as a full blackout solution.



### Standard cord lock

The classic operating mechanism using a long cord which is pulled to raise the shade. Lock in place at the desired height with a sideways pull; another sideways pull releases the cord and lowers the shade to the chosen level below. Available in selected fabric options only.

Stockist:

New Zealand Window Shades Head Office  
15 Lady Ruby Drive, Auckland, 2013

**P** 0800 223 224  
**E** customerservice@nzwindowshades.co.nz  
**W** luxaflex.co.nz

Luxaflex® is a division of New Zealand Window Shades Ltd.  
©Copyright 2020 New Zealand Window Shades Ltd.

September 2020

